

Key Investor Information


This document provides you with key investor information about this Fund. It is not marketing material. The information is required by law to help you understand the nature and the risks of investing in this Fund. You are advised to read it so you can make an informed decision about whether to invest.


Euro “Class A” Shares of TT European Equity Fund (the Fund) (ISIN: IE0030893295) a Share Class of a sub-fund of TT International Funds plc (the Company)

Objectives and Investment Policy

- The investment objective of the Fund is to produce long term capital growth.
 - The Fund invests in a diversified portfolio of primarily equity and equity-related securities traded in European markets.
 - Under normal market conditions, the Fund will invest at least 80 % of its Net Asset Value in equity or equity-related securities traded on the exchanges of some or all of the countries included in the MSCI Europe Index (the “**Benchmark Index**”), including common stock, preferred stocks, warrants (not more than 5% of the Net Asset Value of the Fund) and convertible debt securities including non-investment grade debt securities (not more than 5 % of the Net Asset Value of the Fund may be invested in such securities).
 - The Benchmark Index is an index of securities that is designed to measure the equity market performance of the developed markets in Europe.
 - Up to 5 % of the Net Asset Value of the Fund may be invested in equity securities that are listed or traded on level 1 or level 2 of the Moscow Exchange.
 - The Fund may participate in initial public offerings of equity and equity-related securities listed above.
 - Up to 10 % of the Net Asset Value of the Fund may be invested in certain collective investment schemes.
 - Recommendation: due to the entry charge and exit charge which may be payable on the issue and repurchase of shares, an investment in the Fund should be viewed as medium to long term.
 - The Fund may use certain financial derivatives instruments (FDI) for hedging, investment and efficient portfolio management purposes. The performance of the Fund may be strongly influenced by movements in foreign exchange rates.
 - The Fund is actively managed. It uses the Benchmark Index to assist in the determination of the universe from which to select securities as outlined above, as a target to outperform and/or for future performance comparison purposes in marketing literature. TT International (or any successor entity serving as investment manager of the Fund identified in the Prospectus (the “**Investment Manager**”)) may make discretionary choices when deciding which investments should be held by the Fund, subject to the Fund’s investment objective, policy and restrictions.
 - You may buy and sell shares on any day on which banks are open for business in Dublin and London.
 - The Class A Shares are a distributing share class and the Directors are entitled to declare dividends out of the Fund.
- For full investment objective and policy details, as well as investment restrictions details, please refer to the “Investment Objective and Policies” section of the Fund’s Supplement and the “Investment Restrictions” section of the Prospectus.

Risk and Reward Profile

Lower risk Higher risk

Typically lower rewards Typically higher rewards



The Synthetic Risk and Reward Indicator (SRRI) table above shows how the Fund ranks in terms of potential risk and return. It is not a measure of the risk of capital loss but is essentially a measure of the previous ups and downs in value of the Fund. Please note that:

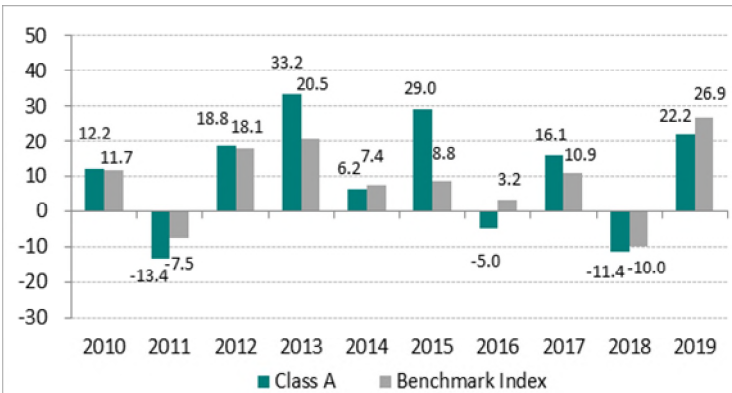
- historical data used in calculating the SRRI may not be a reliable indication for how the Fund will perform in the future.
- the risk category shown is not guaranteed to remain unchanged and may shift over time.
- even the lowest category does not mean your investment is ‘risk free’.
- investing in Russian based securities involves additional risks (including but not limited to, Political and Economic Risks, Commercial and Credit Risks, Liquidity risks, Legal and Regulatory Risks, Counterparty Risk and Operational Risks).
- there are risks associated with the financial and economic crisis affecting the European Monetary Union.

The SRRI of the Fund is ranked at 5. The Fund is in category 5 because of the high range and frequency of price movements (volatility) of the underlying investments referenced by the Fund.

The following are risks materially relevant to the Fund which are not adequately captured by the SRRI:

- **Credit/Counterparty Risk:** a party with whom the Fund contracts for securities may fail to meet its obligations (e.g. fail to pay principal or interest or to settle an FDI) or become bankrupt, which may expose the Fund to a financial loss.
- **Liquidity Risk:** the Fund may have difficulty buying or selling certain securities readily which may have a financial impact on the Fund.
- **FDI Risk:** FDI may fluctuate in value rapidly and leverage through FDI may cause losses that are greater than the original amount paid for the relevant FDI.
- **Operational Risk:** human error, system and/process failures, inadequate procedures or control may cause losses to the Fund.

For more information on these and other risk factors that apply to the Fund, see the section entitled Risk Factors of the Prospectus.

Charges for this Fund																																		
The charges you pay are used to pay the costs of running the Fund including the costs of marketing and distributing it. These charges reduce the potential growth of your investment.																																		
One-off charges taken before or after you invest																																		
Entry Charge	0.40%																																	
Exit Charge	1.00%																																	
This is the maximum that might be taken out of your money before it is invested or before the proceeds of your investment are paid out.																																		
Charges taken from the Fund over a year																																		
Ongoing charges	1.20%																																	
Charges taken from the Fund under certain specific conditions																																		
Performance fee	None																																	
<p>The entry and exit charges shown are maximum figures. In some cases you might pay less – you can find this out from your financial adviser or distributor. An exchange charge may apply to the exchange of shares of up to but not to exceed 0.40 %.</p> <p>The ongoing charges figure shown is based on a commitment by the Investment Manager to limit the ongoing charges of the share class during the year. This commitment may be lifted at any time upon prior notice to shareholders. This figure may vary from year to year. It excludes portfolio transaction costs, except in the case of an entry/exit charge paid by the Fund when buying or selling units in another collective investment undertaking. The exact charges will be included in the financial statements for each year.</p> <p>For more information about charges, please see section entitled Fees and Expenses of the Prospectus, which is available at www.ttint.com.</p>																																		
Past Performance																																		
 <table><caption>Past Performance Data (2010-2019)</caption><thead><tr><th>Year</th><th>Class A (%)</th><th>Benchmark Index (%)</th></tr></thead><tbody><tr><td>2010</td><td>12.2</td><td>11.7</td></tr><tr><td>2011</td><td>-13.4</td><td>-7.5</td></tr><tr><td>2012</td><td>18.8</td><td>18.1</td></tr><tr><td>2013</td><td>33.2</td><td>20.5</td></tr><tr><td>2014</td><td>6.2</td><td>7.4</td></tr><tr><td>2015</td><td>29.0</td><td>8.8</td></tr><tr><td>2016</td><td>-5.0</td><td>3.2</td></tr><tr><td>2017</td><td>16.1</td><td>10.9</td></tr><tr><td>2018</td><td>-11.4</td><td>-10.0</td></tr><tr><td>2019</td><td>22.2</td><td>26.9</td></tr></tbody></table>	Year	Class A (%)	Benchmark Index (%)	2010	12.2	11.7	2011	-13.4	-7.5	2012	18.8	18.1	2013	33.2	20.5	2014	6.2	7.4	2015	29.0	8.8	2016	-5.0	3.2	2017	16.1	10.9	2018	-11.4	-10.0	2019	22.2	26.9	<ul style="list-style-type: none">• Past performance is not necessarily a guide to future performance.• The performance figures include all on-going charges, exclude any entry or exit charges and have been calculated in Euro.• The Fund first launched in 2001 and the Euro Class A Shares were first issued in 2001.• The performance of the Fund is not tracking the Benchmark Index and the performance of the Benchmark Index is shown for comparison purposes only.
Year	Class A (%)	Benchmark Index (%)																																
2010	12.2	11.7																																
2011	-13.4	-7.5																																
2012	18.8	18.1																																
2013	33.2	20.5																																
2014	6.2	7.4																																
2015	29.0	8.8																																
2016	-5.0	3.2																																
2017	16.1	10.9																																
2018	-11.4	-10.0																																
2019	22.2	26.9																																
Practical Information																																		
<ul style="list-style-type: none">• The Depositary is Northern Trust Fiduciary Services (Ireland) Limited.• Further information about the Fund may be obtained from Northern Trust International Fund Administration Services (Ireland) Limited, Georges Court, 54-62 Townsend Street, Dublin 2, Ireland (the “Administrator”). Copies of the Prospectus and most recent annual and half-yearly reports may be obtained in English (and in certain other languages) free of charge and on request from the Company and the Investment Manager of 62 Threadneedle Street, London EC2R 8HP, United Kingdom. They are also available on www.ttint.com.• Details of the up-to-date Remuneration Policy, including, but not limited to, a description of how remuneration and benefits are calculated, the identity of persons responsible for awarding the remuneration and benefits, are available at www.ttint.com. A hard copy version of the Remuneration Policy will be made available from the Company free of charge upon request. Other practical information including the price of each class of shares in the Fund will be available from the Administrator.• The Company is an umbrella open-ended investment company with variable capital and segregated liability between its sub-funds and accordingly any liability incurred on behalf of or attributable to any sub-fund shall be discharged out of the assets of that sub-fund. This document describes a share class of a sub-fund of the Company and the main prospectus and periodic reports are prepared for the entire Company.• Please note that the tax laws of Ireland may impact your own tax position. You are advised to seek professional tax advice.• The Company may be held liable solely on the basis of any statement contained in this document that is misleading, inaccurate or inconsistent with the relevant parts of the Prospectus.• Shares in the Fund may be switched for shares of another sub-fund of the Company or another class in the Fund, subject to certain conditions and meeting the requirements for investment in such other classes or sub-funds set out in the sections “Exchange of Shares” and “Limitations on Exchange” of the Prospectus.• More specific information about the other share classes of the Fund is available in the Prospectus. Information on the specific classes available for sale in your particular jurisdiction/residence is available from your financial advisor.• Copies of the Prospectus, Key Investor Information Documents, the Articles of Association as well as the annual and semi-annual reports may be obtained free of charge from the Swiss Representative, FIRST INDEPENDENT FUND SERVICES AG, Klausstrasse 33, CH-8008 Zurich. Paying Agent in Switzerland is NPB New Private Bank Ltd, Limmatquai 1, CH-8024 Zurich.																																		
<p>The Company is authorised in Ireland and regulated by the Central Bank of Ireland.</p> <p>This key investor information is accurate as at 18 February 2020.</p>																																		